

STUDIO 5000 W p.o.

Please click here to get a Lighting service contact overview:

Klicken Sie bitte hier um eine Übersicht unserer Service-Kontakte zu erhalten :

www.arri.de



04 - 2009

NOTE: WHEN ORDERING QUOTE PART NUMBER BEMERKUNG: BEI BESTELLUNG IDENT.-NR. ANGEBEN



L4.83070.E
Housing cpl. blue/silver
Gehäuse kpl. blau/silber



L4.83071.E
Rear casting blue
Rückteil blue




L4.83311.E
Rear casting black
Rückteil blue schwarz




L4.83089.E
Front casting blue
Frontteil blau




L4.83312.E
Front casting black
Frontteil schwarz




L4.83174.E
Side extrusion cpl. right
(type plate side) silver
Rippenblech kpl. rechts
(Typen Schild-Seite) silber



L4.83470.E
Side extrusion cpl. right
(type plate side) black
Rippenblech kpl. rechts
(Typen Schild-Seite) schwarz



L4.83175.E
Side extrusion cpl. left
(door catch side) silver
Rippenblech kpl. links
(Verschlußseite-Linsenfassung)
silber



L4.83471.E
Side extrusion cpl./left
(door catch side) black
Rippenblech kpl./links
(Verschlußseite-Linsenfassung)
schwarz




L4.83176.E
Internal side baffle right
Mantelstromblech rechts



L4.83177.E
Internal side baffle left
Mantelstromblech links




L4.83088.E
Top cover cpl. silver
Abdeckung oben kpl. silber



L4.83315.E
Top cover cpl. black
Abdeckung oben kpl.
schwarz




L4.83087.E
Extrusions top silver
Rippenbleche oben silber



L4.83316.E
Extrusions top black
Rippenbleche oben schwarz




L4.79747.E
Door catch set
Schnapphaken Set



L4.83072.E
Base casting front or rear
blue
Wannenstirnteil Vorder-oder
Rückseite blau




L4.83317.E
Base casting front or rear
black
Wannenstirnteil Vorder-oder
Rückseite schwarz




L4.83075.E
Set of bottom panels
Boden komplett



L4.83082.E
Side panels left + right p.o.
silver
Seitenbleche links + rechts p.o.
silber




L4.83472.E
Side panels left + right p.o.
black
Seitenbleche links + rechts p.o.
schwarz




L4.83076.E
Internal side baffles left + right
silver
Mantelstrombleche links + rechts
silber




L4.83321.E
Internal side baffles left + right
black
Mantelstrombleche links + rechts
schwarz




L4.83074.E
Lampholder + lamp carriage
Lampenfassung +
Fokusschlitten




L4.81134.E
Focus indicator
Fokusanzeiger




L4.83006.E
Reflector
Reflektor



L4.80413.E
25 pcs. ceramicholder-reflector
25 St. Keramikhalter-Reflektor




L4.83008.E
Lampholder complete
Lampenfassung komplett



L4.80115.E
Set of 10 pcs. lampholder
contacts
Set 10 St. Lampenklemmstücke



L4.80125.E
Lamp lock shaft
Hebel geschweißt



L4.83078.E
Guide rail
Leitspindel




L4.83083.E
Focus spindle p.o.
Fokusspindel p.o.



L4.80122.E
10 pcs. guide roll / focus
10 St. Führungsrollen / Fokus



L4.81380.E
Focus knob
Fokusknopf



L4.83179.E
Lampholder compl. 4-Pin
Lampenfassung kpl. 4-Pin




L4.83090.E
Fresnel lens
Stufenlinse




L4.83031.E
Focus drive assembled
Fokusantrieb montiert



L4.83026.E
Housing for rotary switch p.o.
Gehäuse für Drehschalter p.o.



L4.83027.E
Rotary switch p.o.
Drehschalter p.o.



L4.83077.E
Wire guard complete
Schutzgitter komplett



L4.83084.E
Flexible shaft focus
Flex-Welle Fokus



L4.83033.E
Focus gear set
Zahnrad Set




L4.83085.E
Stirrup p.o.
Haltebügel p.o.



L4.85103.E
Worm gear
Schneckenantrieb
further p.o.-spare-parts on sperate sheet
weitere p.o. Ersatzteile auf separatem Blatt




L4.83166.E
Stirrup mounting set p.o.
Bügelbefestigungs Set p.o.



L4.83023.E
Accessory bracket p.o.
Halteklaupe p.o.



L4.83178.E
Lens door 90°
Linsenfassung 90°




L4.83025.E
Top latch assembled p.o.
Torsicherung montiert p.o.



L4.83058.E
Internal cable set
200-240 V p.o.
Kabel-Set innen 200-240 V p.o.



L4.83059.E
Internal cable set
100-120 V p.o.
Kabel-Set innen 100-120 V p.o.




L4.83024.E
Accessory bracket with
safety catch p.o.
Halteklaupe mit
Sicherungshaken p.o.



L4.83155.E
Mains cable 200-240 V p.o.
Netzkabel 200-240 V p.o.



L4.83154.E
Mains cable 100-120 V p.o.
Netzkabel 100-120 V p.o.



L4.83034.E
Focus knob set p.o.
(white, blue, yellow, red)
Fokusknopf-Set p.o.
(weiß, blau, gelb, rot)



L4.83519.E
Switch 4-Pin
Schalter 4-Pin



L4.70194.E
Paint blue similar RAL 5015
Lack blau ähnlich RAL 5015



L4.70183.E
Paint black similar RAL 9011
Lack schwarz ähnlich RAL 9011



L4.70186.E
Paint thinner
Farb-Verdünnung